

# Special Instructions for Work Order V (Addendum to Data Entry Specs 1.1.2)

Wolfgang Schmidle, Klaus Thoden, Malcolm D. Hyman  
Max Planck Institute for the History of Science, Berlin, Germany  
19th December 2008

## Contents

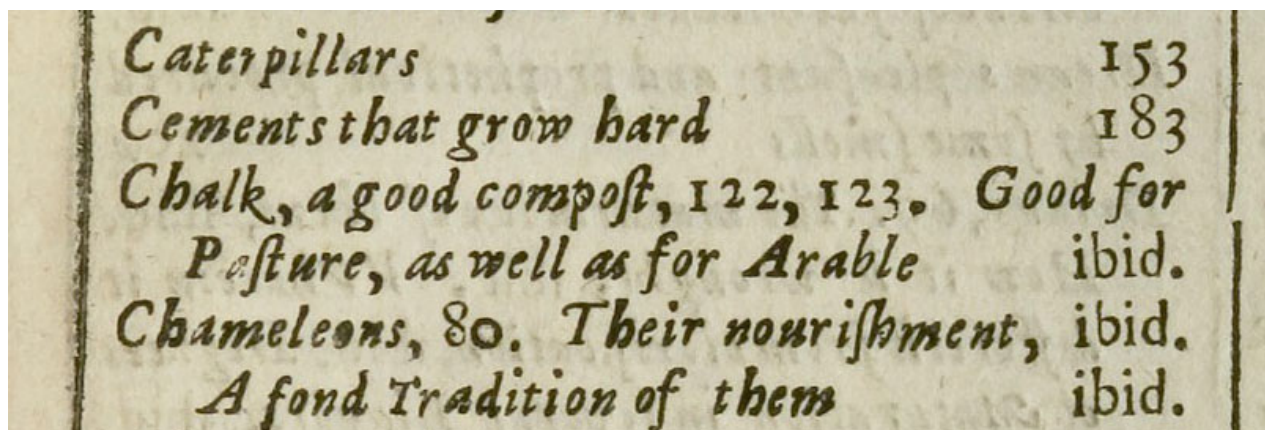
|  |          |
|--|----------|
| <b>1 Indexes and Tables of Contents</b>            | <b>1</b> |
| 1.1 Indexes . . . . .                              | 1        |
| 1.2 Tables of Contents . . . . .                   | 2        |
| 1.3 Other Structures With Large Spaces . . . . .   | 3        |
| <b>2 Special Instructions for Individual Texts</b> | <b>4</b> |
| 2.1 Alberti (1565) . . . . .                       | 4        |
| 2.2 Aristoteles (1548) . . . . .                   | 4        |
| 2.3 Bion (1723) . . . . .                          | 4        |
| 2.4 Gravesande (1721/5) . . . . .                  | 4        |

## 1 Indexes and Tables of Contents

### 1.1 Indexes

An index is marked by <ind> and </ind>. Use # for large spaces. Type a return after each row.

#### EXAMPLE I



```

<ind it>
Caterpillars # _153_
Cements that grow hard # _183_
Chalk, a good compo$st, _122, 123_. Good for
# Pa$ture, as well as for Arable # _ibid_.
Chameleons, _80_. Their nourifhment, # _ibid_.
# A fond Tradition of them # _ibid_.
</ind>

```

## EXAMPLE 2

|                                     |    |                                     |        |
|-------------------------------------|----|-------------------------------------|--------|
| Diligenza foverchia, quale.         | 49 | Errori di queſto genere, cagione di |        |
| Diminuzione di groſſezze, come deb- |    | tutti gli errori.                   | 18. 19 |
| ba condurſi.                        | 56 | Provvedimenti dei Romani con-       |        |
| Diocleziano. Sue Terme.             | 51 | tro a queſti errori.                | 19     |

```

<ind>
<col 1>
(some text)
Diligenz foverchia, quale. # 49
Diminuzione di groſſozze, come deb-
# ba condurſi. # 56
_Diocleziano_ . Sue Terme. # 51
(some text)
</col>
<col 2>
(some text)
Errori di queſto genere, cagione di
# tutti gli errori. # 18. 19
# Provvedimenti dei Romani con-
# tro a queſti errori. # 19
(some text)
</col>
</ind>

```

## 1.2 Tables of Contents

A table of contents is marked by <toc> and </toc>. Use # for large spaces. Type a return after each row.

### EXAMPLE 1

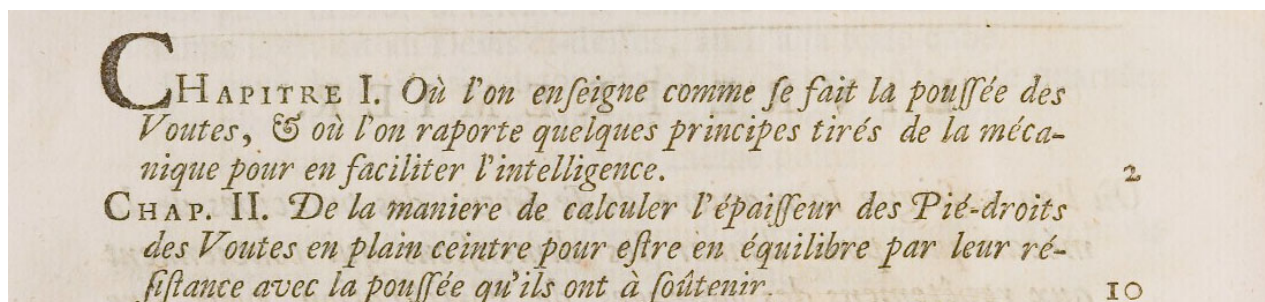
|         |   |         |
|---------|---|---------|
| Cap. I. | De Chorographia generatim: quid ſit, & que ad eam In- |         |
|         | ſtrumenta potiſſimùm requiſita,                       | pag. 1. |
| II.     | De Inſtrumentu fabricâ,                               | 2       |
| III.    | De Triangulis, omnium dimenſionum fundamento,         | 5       |

```

<toc it>
Cap. 1. # De Chorographia generatim: quid ſit, & que ad eam In-
# ſtrumenta potiſſimùm requiſita, # pag 1.
II. # De Inſtrumentu fabricâ, # 2
III. # De Triangulis, omnium dimenſionum fundamento, # 5
(some text)
</toc>

```

## EXAMPLE 2



<toc it>

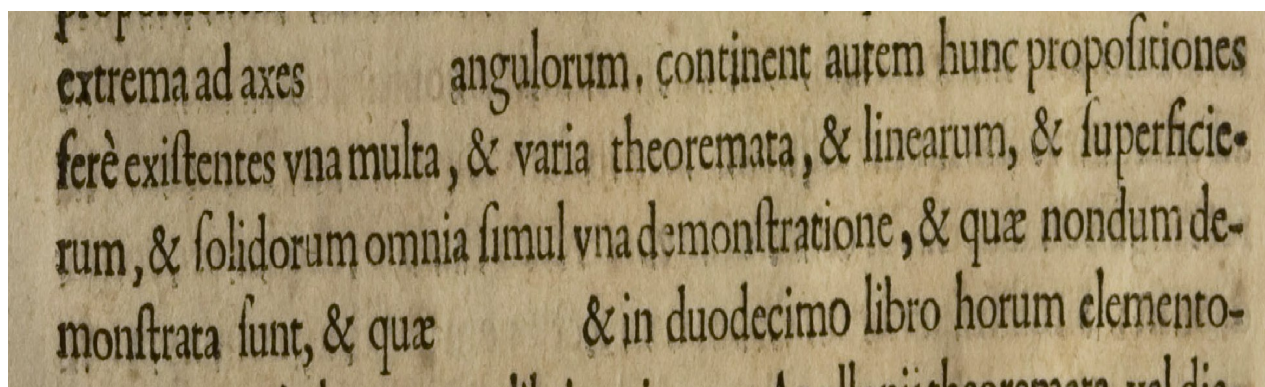
```
_CH<sc>APITRE</sc> I. _ Où l'on enseigne comme se fait la poussée des
# Voutes, & où l'on raporte quelques principes tirés de la mé-
# canique pour en faciliter l'intelligence # 2
_C<sc>HAP</sc>. II. _ De la maniere de calculer l'épaisseur des Pié-droits
# des Voutes en plain ceintre pour estre en équilibre par leur ré-
# sistance avec la poussée qu'ils ont à soutenir. # 10
</toc>
```

### 1.3 Other Structures With Large Spaces

If a normal paragraph contains at least one large space, mark it by #, i.e. use <p #>. Mark each large space in the paragraph by #.

Before you use <p #>, make sure the paragraph is not part of a table, an index or a table of contents.

## EXAMPLE 2



<p #>

(some text)

```
extrema ad axes # angulorum, continent autem hunc propositiones
ferè existentes vna multa, & varia theoremata, & linearum, & superficiorum,
& solidorum omnia simul vna demonstratione, & quæ nondum demonstrata sunt,
& quæ # & in duodecimo libro horum elementorum
```

(some text)

</p>

## **2 Special Instructions for Individual Texts**

### **2.1 Alberti (1565)**

Line numbers (5, 10, 15 and so on) are typed just like normal marginal notes, but are marked by `<ln> </ln>`.

The position of the line numbers to the left or right is not marked.

### **2.2 Aristoteles (1548)**

Type the table with six columns on p.0205 as two separate tables, each with three columns.

### **2.3 Bion (1723)**

In the table on p.0209, do not type the vertically printed words. Type the last column (La Regle ... *ſenſible.*) as a normal paragraph outside the table.

### **2.4 Gravesande (1721/5)**

In the index starting on p.0805, type the horizontal lines as #.