

Special Instructions for the “Vitruvius” Work Order (Addendum to Data Entry Specs 2.0)

Wolfgang Schmidle, Klaus Thoden, Malcolm D. Hyman
Max Planck Institute for the History of Science, Berlin, Germany

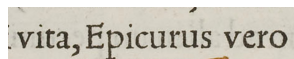
4th June 2009

1 Handwritten Notes

Handwritten underlining is marked by `<ul hd>` ``. Handwritten strokes through words are marked by `<st hd>` `</st>`.

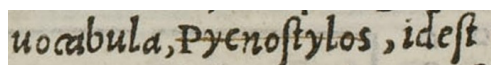
All other handwritten notes or figures are marked by `<hd>` on a separate line after the line of the main text to which the note or figure is closest. Do not type the note itself. Do not indicate the ink colour.

Example 1: underlining



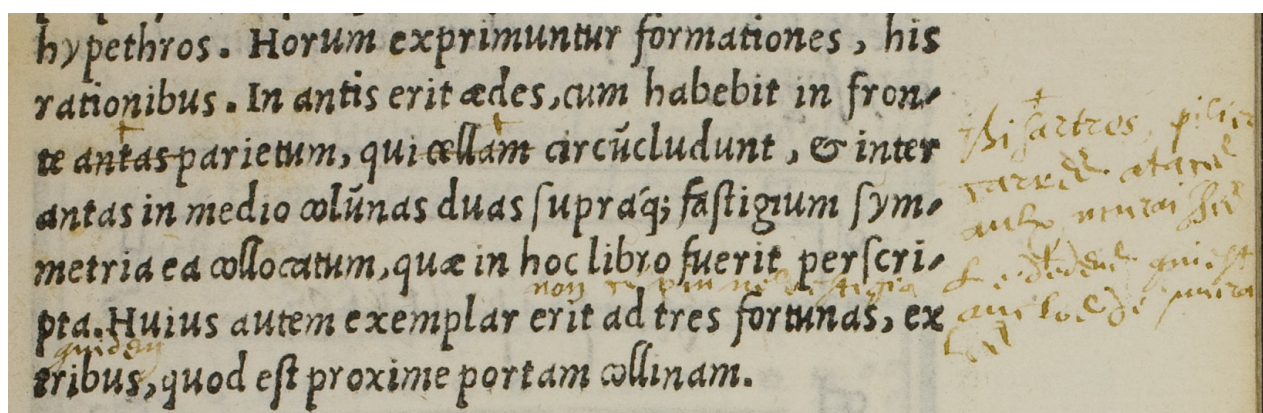
vita, `<ul hd>`Epicurus`` vero

Example 2: stroke through a word



uocabula, `<st hd>`Pycno\$tylos`</st>`, id e\$st

Example 3: handwritten notes between lines and in the margin



hypethros. Horum exprimuntur formationes, his
rationibus. In antis erit aedes, cum habeat in fronte
te antas parietum, qui cellam circūcludunt, & inter
antas in medio colūnas duas supraq; fastigium sym-
metria ea collocatum, quæ in hoc libro fuerit perscri-
pta. Huius autem exemplar erit ad tres fortunas, ex
tribus, quod est proxime portam collinam.

Handwritten notes in brown ink: "Si actus, p. 10", "Vareid. atim", "auct. mura. Sin", "non re. pin. n. 10. 10. 10.", "L. d. d. d. d. qui. 10.", "auct. l. d. d. d. 10. 10. 10.", "L. d. d. d. d. 10. 10. 10."

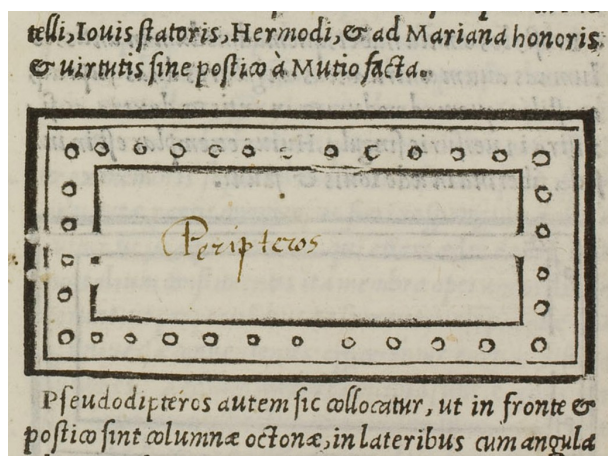
```

01 <p it> ...
02 hypethros. Horum exprimuntur formationes, his
03 rationibus. In antis erit ædes, cum habeat in fron-
04 <hd><hd>
05 te <st hd>antas</st> parietum, qui <st hd>cellam</st> circ\~ucludunt, & inter
06 <hd>
07 antas in medio col\~unas duas $upra\'q; fa$tigium $ym-
08 metria ea collocatum, quæ in hoc libro fuerit per$cri-
09 <hd>
10 pta. Huius autem exemplar erit ad tres fortunas, ex
11 <hd>
12 tribus, quod e$st proxime portam collinam.<hd>
13 </p>

```

Please note: The two <hd> in line 04 denote the two crosses above the struck-through words. Line 06 denotes the handwritten note in the margin. Lines 09 and 11 denote handwritten notes between lines of printed text.

Example 4: handwritten note within a figure



```

<p it> ...
telli, Iouis $tatoris, Hermodi, & ad Mariana honoris
& uirtutis $ine po$tico à Mutio facta.</p>
<fig>
<hd>
</fig>
<p it>P$seudodipteros autem $ic collocatur, ut in fronte &
po$tico $int columnæ octonæ, in lateribus cum angula
... </p>

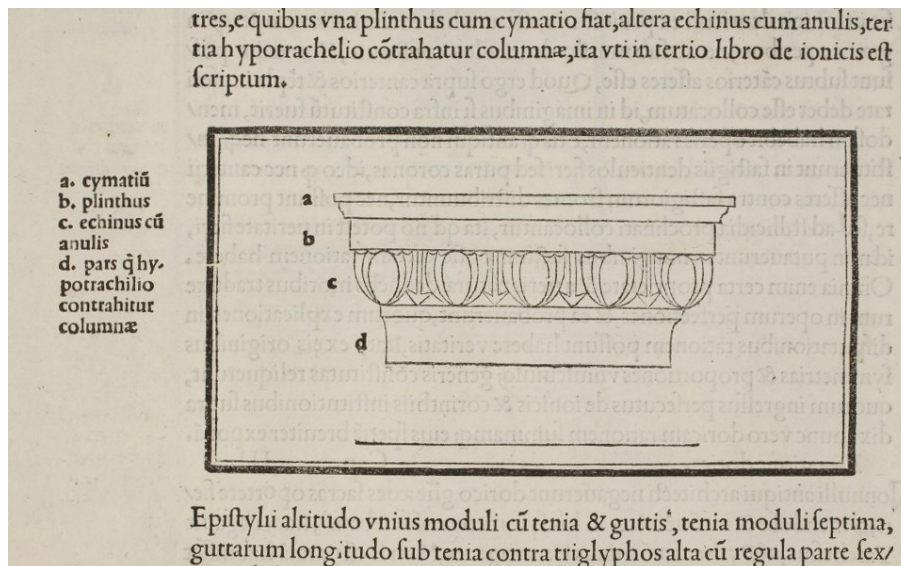
```

2 Figure Descriptions in the Margin

Marginal notes to the left or right of figures are figure descriptions. Mark them by <desc> </desc>.

Use one <desc> tag for each paragraph. As always, type the <desc> tags between the <fig> and </fig> lines. The position of the description in the left or right margin is not encoded.

Example



<p> ...

tres, e quibus vna plinthus cum cymatio fiat, altera echinus cum anulis, ter-
tia hypotrachelio cōtrahatur columnæ, ita vti in tertio libro de ionicis est
scriptum.</p>

<fig>

<desc>a. cymatiū</desc>

<desc>b. plinthus</desc>

<desc>c. echinus cū
anulis</desc>

<desc>d. pars q̄ hy-
potrachilio
contrahitur
columnæ</desc>

<var>a b c d</var>

</fig>

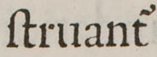
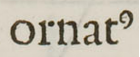
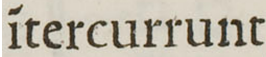
<p>Epistylīi altitudo vnus moduli cū tenia & guttis, tenia moduli septima,
guttarum longitudo sub tenia contra triglyphos alta cū regula parte sex-
... </p>

3 Latin Abbreviations and Diacritics

In addition to the ligatures given in the Data Entry Specs 2.0, please resolve the ab-
breviations {ur} and {us}.

As always, a tilde above a letter is marked marked by ~. Especially above the small letter i, make sure
to distinguish between the normal dot above the i and a tilde.

List : additional abbreviations and diacritics

		
Struant{ur}	ornat{us}	~itercurrunt